

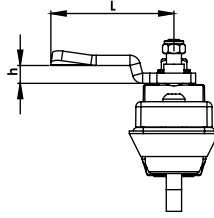


Geçiş Ölçüsü
Cut Out



K135

IP65

KOLLU PANO KİLİDİ 35 (Asma Kilit Hamilli - Metal Kollu)
SWING HANDLE 35 (For Pad Lock-Metal Handle)



Kullanım Alanları

- * Elektrik Panoları
- * Makina Kapakları
- * Bilgisayar Kabinleri

Malzeme

- * Gövde : Polyamide
DIN-EN ISO 1043-1 PA6 GFR30
- * Kol : Zamak
DIN-EN 1774-ZnAl4Cu1
- * Dil (CC):Çelik
- * Conta : Poliüretan
- * Asma Kilit Hamilli : Zamak
DIN-EN 1774-ZnAl4Cu1
- * 2: Kaplama: Krom Kapl.
- 5: Kaplama: Boyalı

Applications

- * Electric Panels
- * Machinery Covers
- * Rack Cabinets

Material

- * Body: Polyamide
DIN-EN ISO 1043-1 PA6 GFR30
- * Handle: Zamak
DIN-EN 1774-ZnAl4Cu1
- * Cam (CC): Steel
- * Seal: Polyurethane
- * Padlock:Zamak DIN-EN 1774-ZnAl4Cu1
- * 2: Finish: Chrome Plated
- 5: Finish: Black Coated

Grup Kodu	Yüzey Kaplama	Fişe - Göbek Kodu	Dil Kodu
Group Code	Finish	Cylinder - Driver Code	Cam Code
K135	.2	.DD Fişeler - Göbekler için Sayfa: 2 - Tablo: A/B For cylinders - drivers please check Page: 2 - Table: A/B	.CC Diller için Sayfa:1 - Tablo: 1/2 For cams please check Page:1 - Table: 1/2
	.5		
	2: Krom / Chrome 5: S. Boyalı / Black Coated		